

IntelliLite^{NT}

SINGLE SET GEN-SET CONTROLLER



Description

The IntelliLite^{NT} range offers a wide choice of integrated control solutions for gen-sets operating in single standby mode. Based on the field proven IntelliLite architecture, the family of controllers fulfills every requirement from simple to complex and AMF to MRS applications – with specific models providing modem and internet control, user configuration and complete gen-set monitoring and protection.

All IntelliLite^{NT} controllers are easy to use with an intuitive user interface and graphic display. All of these models also feature a built-in event and performance log. Some incorporate a backed-up real time clock and others with running hours reference which makes troubleshooting even simpler.

The new design brings seamless integration with the latest breed of EFI engines, which include Caterpillar, Cummins, Deutz, Detroit Diesel, GM, Isuzu, Iveco, John Deere, MAN, MTU, Perkins, Scania, Sisu, VM Motori, Volvo Penta and others. This offers a higher level of functionality with users able to display a comprehensive range of values from the EFI engine on standard analog gauges and true RMS measurement of electric values.

Benefits

- ▶ Less wiring and components
- ▶ Less engineering and programming
- ▶ Remote monitoring helps reduce call-out costs of service engineers
- ▶ Optional additional 8 binary inputs/outputs
- ▶ Optional Internet with control and monitoring over web pages
- ▶ Support of wireless Internet
- ▶ Active SMS/E-mails
- ▶ Direct communication with EFI engines
- ▶ Perfect price/performance ratio
- ▶ History log – easy troubleshooting and warranty claim handling



AirGate
Modern communications made simple. ComAp's powerful AirGate technology is provided in a range of our controllers and makes remote internet connection to the ComAp controller easy. Just register the AirGate enabled controller on our website and from then on let ComAp's unique system locate and maintain contact with the controller, no need to worry about VPN's, Static IP addresses or corporate firewalls, simple! "AirGate – Simply connected."



ComAp is a member of AMPS (The Association of Manufacturers of Power generating Systems).



ComAp products meet the highest standards, with every stage of production undertaken in accordance with the ISO certification obtained in 1998.

Features

- ▶ **3 phase AMF function¹⁾**
 - Over / under frequency
 - Over / under voltage
 - Voltage asymmetry
- ▶ **3 phase generator protections**
 - Over / under frequency
 - Over / under voltage
 - Current / Voltage asymmetry
 - Overcurrent / overload
- ▶ **True RMS Voltage measurement**
 - 3 phase generator and mains¹⁾ voltages
 - Voltage range 277 V p-n, 480 V p-p
 - Maximal measured voltage 300 V p-n
 - PT ratio range 0.1–500
- ▶ **True RMS current measurements**
 - 3 generator phase currents
 - Current range 5 A
 - Maximal measured current 10 A
 - CT ratio range 1–5000
- ▶ **Power measurements**
 - Active / Reactive Power and Power Factor per phase
 - Genset Active and Reactive Energy counter³⁾
 - Mains Active and Reactive Energy counter⁵⁾
 - Apparent power
- ▶ **Event and performance log + RTC**
 - Flexible event based history with up to 119 events
 - Reason, Running hours + all important values are stored ²⁾
 - Reason, Date and Time + all important values are stored ³⁾
 - Battery backed-up RTC ³⁾
 - Test Run scheduler ¹⁾
- ▶ **User interface**
 - Graphic 128 x 64 pixels display
 - 2 languages, user changeable from PC
 - Wide range of languages in package
 - Setpoints adjustable via keyboard or PC
- Buttons with mechanical feedback
- Customized front facia on request
- ▶ **Inputs and outputs**
 - 3 configurable analog inputs with wide list of predefined senders
 - 6/7 ¹⁾ or up to 14/15 ¹⁾ (with IL-NT BIO8) binary inputs
 - 6/7 ¹⁾ or up to 14/15 ¹⁾ (with IL-NT BIO8) binary outputs
 - Magnetic pick-up input
 - D+ pre-excitation terminal
 - Optional 8 analog gauge drive outputs, compatible with VDO, Style gauges
- ▶ **EFI engine support**
 - Cummins Modbus
 - Engine specific J1939 for all major manufacturers (see table below)
 - Diagnostic messages in plain text
- ▶ **Active calls**
 - 2 channels
 - SMS or E-mails
- ▶ **Miscellaneous features**
 - Support of telecom applications with special firmware
 - Integrates with UPS systems ⁴⁾
 - Dual AMF/Mutual stand-by system
 - Automatic temperature based cooling/heating
 - Load shedding, dummy load
 - Customer logo screen
 - Two multipurpose timers
 - Genset control over SMS
- ▶ **Communication interfaces**
 - Optional RS232, RS485 (including Modem support) or USB plug-in interface
 - Modbus RTU/TCP (requires RS485 interface/IB-Lite)
 - Optional Internet/Ethernet via IB-Lite
 - On-line control and monitoring over web pages (embedded web server) via IB-Lite

- Optional GSM modem/wireless Internet via IL-NT GPRS
- ▶ **Mechanical and operation parameters**
 - Unit dimension 120 x 180 mm
 - Sealed front face rated for IP65
 - Hard plexiglass LCD cover
 - Operation temperature:
 - -20°C to +70°C standard version
 - -40°C to +70°C low temperature version
 - Power supply voltage 8–36 V
 - Voltage drops shorter than 50 ms do not affect operation

ANSI code	Protection
59	Overvoltage
27	Undervoltage
47	Voltage asymmetry
81H	Overfrequency
81L	Underfrequency
50+51	Overcurrent*
46	Current unbalance
32	Overload
47	Phase rotation**
71	Gas (Fuel) level

* For MRS 10 and AMF 20 models
Shortcurrent only

** Fixed setting

IL-NT supports J1939 for all major brands:

- Caterpillar
- Cummins
- Deutz
- Detroit Diesel
- GM
- Isuzu
- Iveco
- John Deere
- MAN
- MTU
- Perkins
- Scania
- Sisu
- VM Motori
- Volvo Penta and others



Accessories

- ▶ **IL-NT RS232** – RS232 Extension Board
- ▶ **IL-NT RS232-485** – Dual Port Extension Board
- ▶ **IL-NT S-USB** – Service USB Module
- ▶ **IL-NT AOUT8** – Analog Outputs for PWM Gauges Module
- ▶ **IL-NT BIO8** – Binary Input/Output Module
- ▶ **IB-Lite** – Internet/Ethernet Plug-in Module including Web Server
- ▶ **IL-NT GPRS** – GSM Modem/Wireless Internet Module
- ▶ **IL-NT RD (SW)** – Remote Display Software for IntelliLite^{NT} Controllers
- ▶ **IGS-PTM** ³⁾ – Analog/Binary Input/Output Module
- ▶ **IGS-IOM** ³⁾ – Analog/Binary Input/Output Module
- ▶ **IGL-RA15** ³⁾ – Remote Annunciator

Key:

MRS – manual and remote start controller
AMF – automatic mains failure start controller

- 1) only for AMF models
- 2) only for MRS 10 and AMF 20 models
- 3) only for MRS 15, MRS 16 and AMF 25 models
- 4) detail information available on request
- 5) only for AMF 25 models

Some of the listed features will be available in the next SW versions.

Typical applications

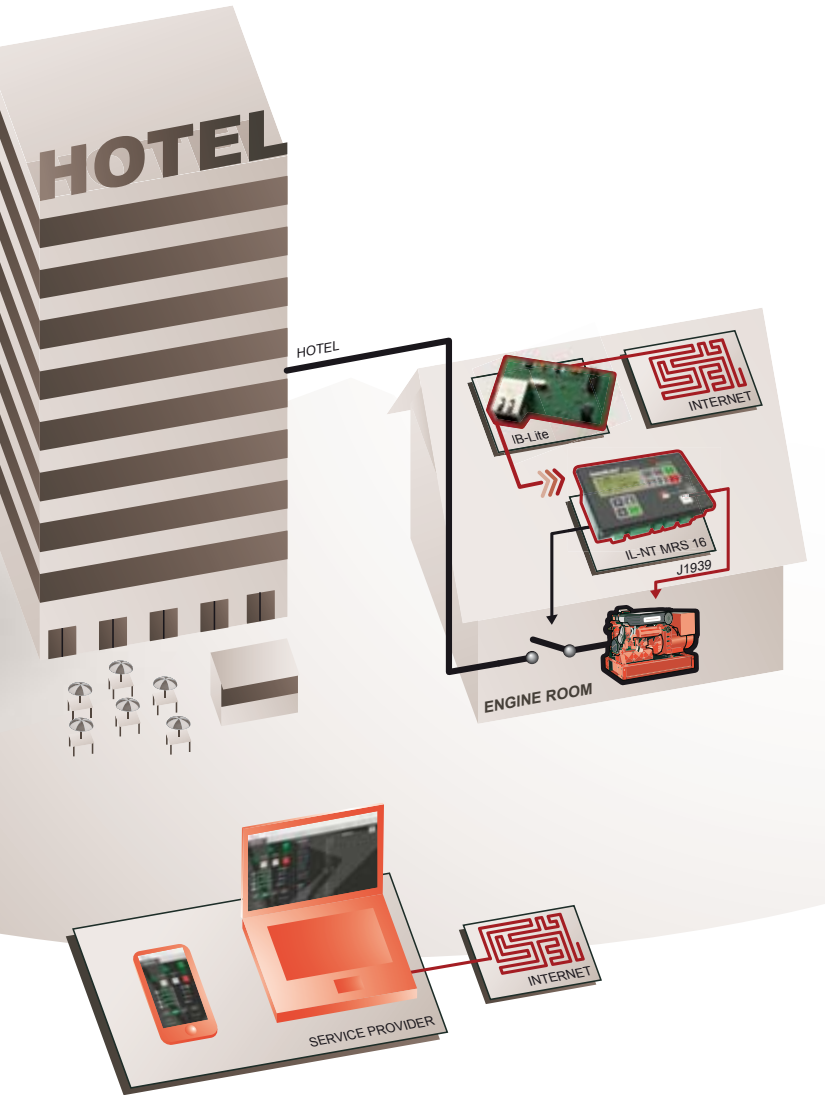


PRIME MOVER SYSTEM REMOTE MONITORING VIA INTERNET

- ▶ Manual and remote start of gen-set with electronic engine. IntelliLite^{NT} MRS 16 starts, controls and monitors the gen-set and controls the circuit breaker to supply the load.
- ▶ Service provider can monitor and control gen-set operation remotely via Internet.
- ▶ Controller sends active E-mails upon alarm event.
- ▶ Generator is protected by built in over/under voltage and frequency protections and IDMT overcurrent protection.
- ▶ Controller communicates with engine management unit by CAN J1939 bus. Engine values and alarms are visible on graphical LCD screen in plain language – no need to learn cryptic flashing or numeric error codes.

Scope of supply:

- ▶ 1x IntelliLite^{NT} MRS 16
- ▶ 1x IB-Lite



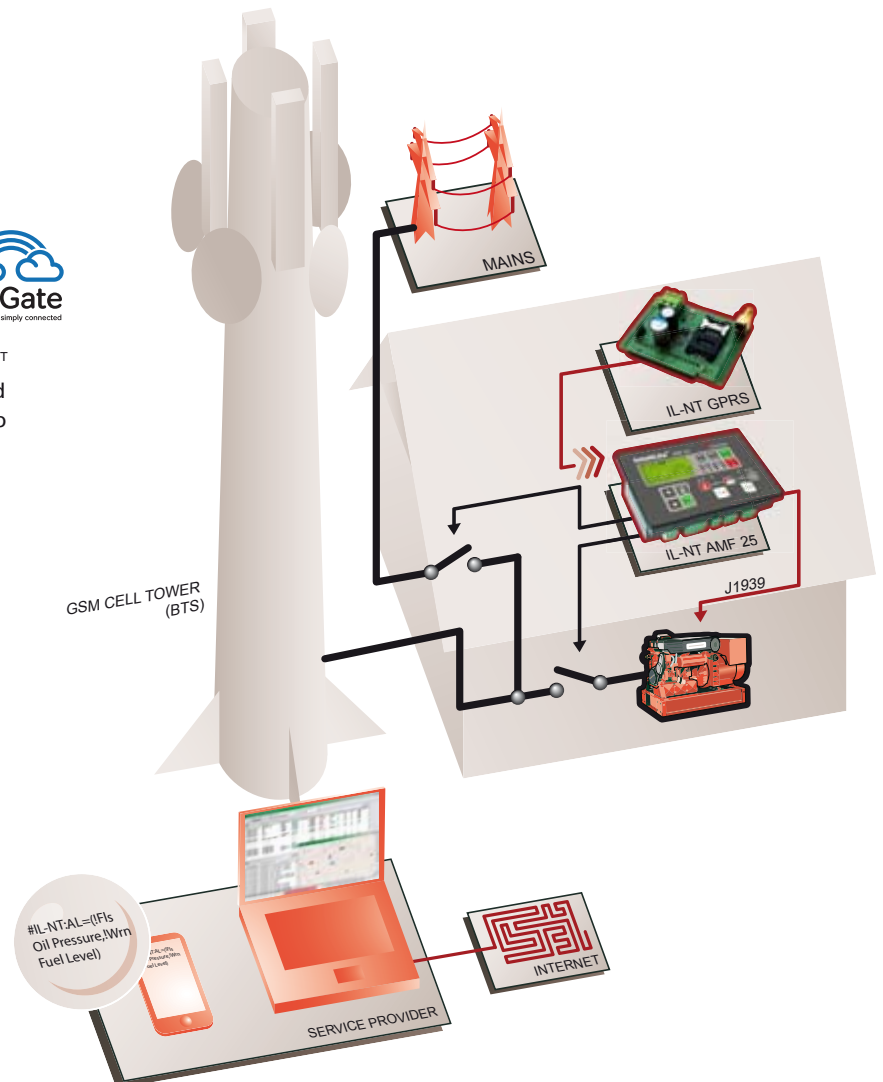
STANDBY SYSTEM REMOTE MONITORING VIA INTERNET



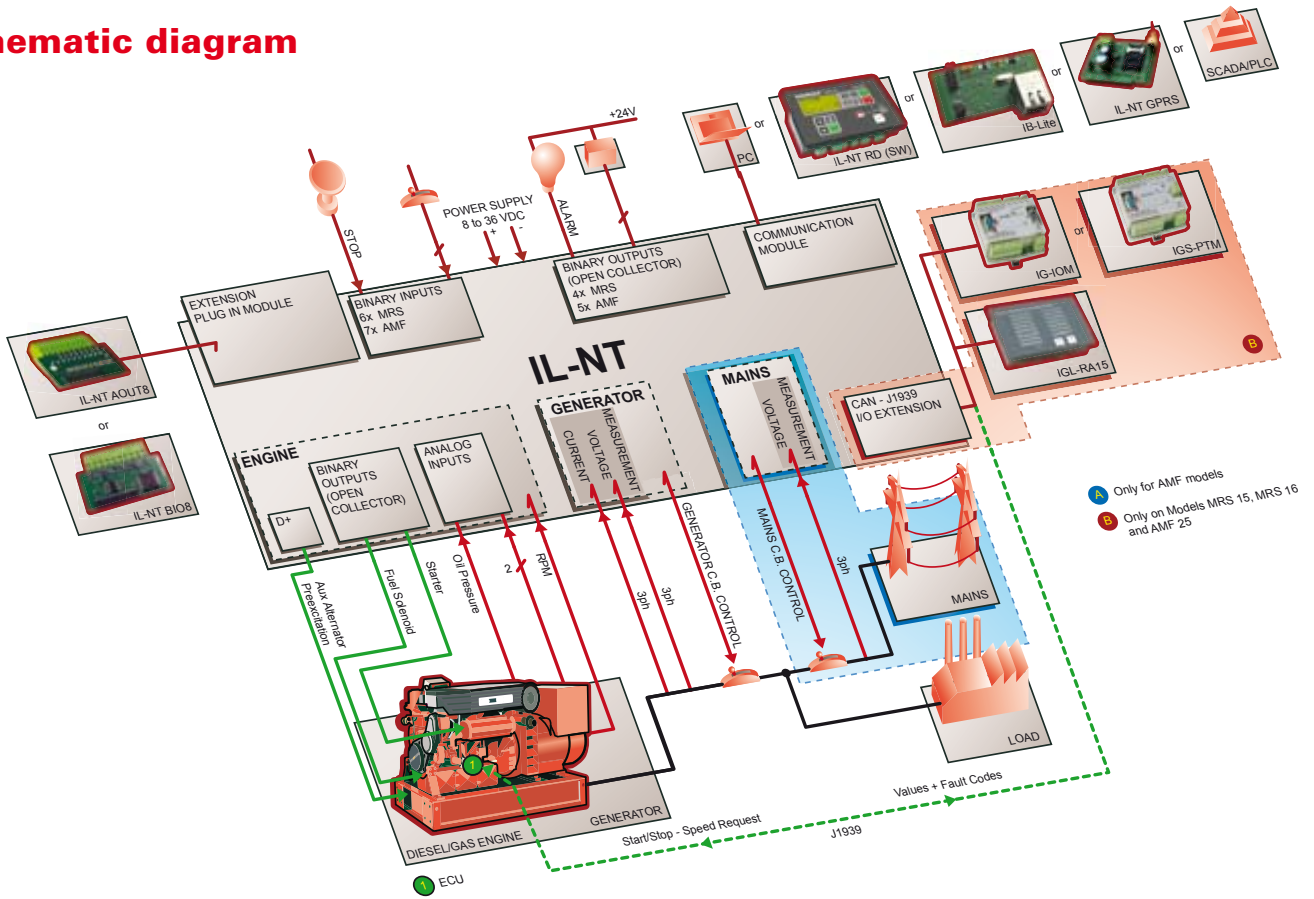
- ▶ Stand-by gen-set with electronic engine. IntelliLite^{NT} AMF 25 continuously monitors a mains supply and automatically starts an engine and switches load to a standby generator set in case of mains failure.
- ▶ Service provider can monitor gen-set operation remotely via GPRS modem.
- ▶ Operator can use LiteEdit for single gen-set view or WebSupervisor for fleet management.
- ▶ Generator is protected by built in over/under voltage and frequency protections and IDMT overcurrent protection.
- ▶ Controller communicates with engine management unit by CAN J1939 bus. Engine values and alarms are visible on graphical LCD screen in plain language – no need to learn cryptic flashing or numeric error codes.

Scope of supply:

- ▶ 1x IntelliLite^{NT} AMF 25
- ▶ 1x ILNT GPRS



Schematic diagram



Available models

MRS 10

MANUAL AND REMOTE START CONTROLLER



- ▶ 3 configurable analog inputs
- ▶ Magnetic pickup input
- ▶ D+ preexcitation terminal
- ▶ 6 binary inputs
- ▶ 6 binary outputs
- ▶ Automatic GCB control
- ▶ Running hours event and performance log
- ▶ Plug-in extension modules capability

MRS 15

MANUAL AND REMOTE START CONTROLLER WITH SUPPORT FOR EFI ENGINES



- ▶ 3 configurable analog inputs
- ▶ Magnetic pickup input
- ▶ D+ preexcitation terminal
- ▶ 6 binary inputs
- ▶ 6 binary outputs
- ▶ Automatic GCB control
- ▶ CAN with J1939 support
- ▶ Plug-in and CAN bus extension modules capability
- ▶ RTC event and performance log

MRS 16

MANUAL AND REMOTE START CONTROLLER WITH SUPPORT FOR EFI ENGINES



- ▶ 3 configurable analog inputs
- ▶ Magnetic pickup input
- ▶ D+ preexcitation terminal
- ▶ 6 binary inputs
- ▶ 6 binary outputs
- ▶ Automatic and manual GCB control
- ▶ CAN with J1939 support
- ▶ Plug-in and CAN bus extension modules capability
- ▶ RTC event and performance log

AMF 20

AUTOMATIC MAINS FAILURE START CONTROLLER



- ▶ 3 configurable analog inputs
- ▶ Magnetic pickup input
- ▶ D+ preexcitation terminal
- ▶ 7 binary inputs
- ▶ 7 binary outputs
- ▶ Automatic and manual GCB and MCB control
- ▶ Gen-set current/power measurement
- ▶ Running hours event and performance log
- ▶ Plug-in extension modules capability

AMF 25

AUTOMATIC MAINS FAILURE START CONTROLLER WITH SUPPORT FOR EFI ENGINE



- ▶ 3 configurable analog inputs
- ▶ Magnetic pickup input
- ▶ D+ preexcitation terminal
- ▶ 7 binary inputs
- ▶ 7 binary outputs
- ▶ Automatic and manual GCB and MCB control
- ▶ CAN with J1939 support
- ▶ Plug-in and CAN bus extension modules capability
- ▶ RTC event and performance log
- ▶ Dual AMF/Mutual stand-by system
- ▶ Gen-set current/power measurement

Functions chart for selected IntelliLite^{NT} Controllers

FUNCTIONS / CONTROLLERS	IntelliLite ^{NT} MRS 10	IntelliLite ^{NT} MRS 15	IntelliLite ^{NT} MRS 16	IntelliLite ^{NT} AMF 20	IntelliLite ^{NT} AMF 25
Model	MRS 10	MRS 15	MRS 16	AMF 20	AMF 25
Binary inputs/outputs	6 / 6	6 / 6	6 / 6	7 / 7	7 / 7
Analog inputs	3	3	3	3	3
Magnetic pick-up	●	●	●	●	●
AMF function	–	–	–	●	●
Input configuration	●	●	●	●	●
Output configuration	●	●	●	●	●
Voltage measurement Gen. / Mains	3 ph / –	3 ph / –	3 ph / –	3 ph / 3 ph	3 ph / 3 ph
Current measurement	3 ph	3 ph, IDMT overcurrent	3 ph, IDMT overcurrent	3 ph	3 ph, IDMT overcurrent
kW/kWh/kVA measurement	● / – / ●	● / ● / ●	● / ● / ●	● / – / ●	● / ● / ●
Generator protections	●	●	●	●	●
Full history file/Running hours history	– / ●	● / –	● / –	– / ●	● / –
RTC with battery	–	●	●	–	●
GCB/MCB control with feedback	● ¹⁾ / –	● ¹⁾ / –	● ²⁾ / –	● / ●	● / ●
D+ battery charging alternator circuit	●	●	●	●	●
Engine hours	●	●	●	●	●
CAN-J1939 interface	–	●	●	–	●
Internet support with Web server	with IB-Lite	with IB-Lite	with IB-Lite	with IB-Lite	with IB-Lite
Internet support over GPRS	with IL-NT GPRS	with IL-NT GPRS	with IL-NT GPRS	with IL-NT GPRS	with IL-NT GPRS
Extension modules	–	IGL-RA15, IG-IOM, IGS-PTM	IGL-RA15, IG-IOM, IGS-PTM	–	IGL-RA15, IG-IOM, IGS-PTM
8 analog gauge drivers	0	0	0	0	0
Remote communication interface ³⁾	0	0	0	0	0
Modem interface	0	0	0	0	0
Modbus interface	0	0	0	0	0
Remote display	0	0	0	0	0
Cummins Modbus	–	0	0	–	0
Active SMS/E-mails	0	0	0	0	0
Dummy load/Load shedding	●	●	●	●	●
Auto. temperature based heating/cooling	●	●	●	●	●

Key: ● included
 – excluded
 0 optional – plug-in module required
 1) Automatic GCB control
 2) Automatic and manual GCB control
 3) RS232, RS485, USB, INTERNET, GPRS/GSM

Legend: IG-IOM/IGS-PTM: Analog/binary input/output modules
 IGL-RA15: Remote annunciator
 GCB: Generator circuit breaker
 MCB: Mains circuit breaker

References



United Arab Emirates

Generators equipped with IntelliLite^{NT} AMF 25

PrimeTechnology Power System first used IL-CU AMF 25 in their range of generators ranging from 50 kVA to 500 kVA, but since the introduction of the IntelliLite^{NT} range have now updated to using IntelliLite^{NT} AMF 25 gen-set controllers. The generators they supply are typically sound attenuated for use in the rental market and feature Deutz engines combined with Siemens Alternators.

"In our experience of using ComAp products we have never faced any problems with the controllers. We have also found the website support and all online files very helpful, allowing us run the fleet efficiently and without problems."

S. Kanaga Sundara Moorthy
Senior Electrical Engineer
www.primetechnologies.ae



Croatia

Easily integrated products

"When we started using ComAp's controllers it was true discovery for us! We very much appreciate the ability to easily integrate controllers into both standard and demanding applications."

Pre-defined options are superb for fast and easy modifications in respect of our customers needs. ComAp's great approach to product design is enjoyed by engineers during installation as well as by customers during later usage. It's quality you can feel under your fingertips!"

Hrvoje Ban
Service Engineer
www.adeo.hr

For more information about our products and applications visit

www.comap.cz



MANUFACTURER:

ComAp, spol. s r. o.
Czech Republic
Phone: + 420 246 012 111
Fax: + 420 266 316 647
E-mail: info@comap.cz
Internet: www.comap.cz

LOCAL DISTRIBUTOR / PARTNER:



Customer satisfaction is our mission. We continuously develop the best people to succeed in our mission.